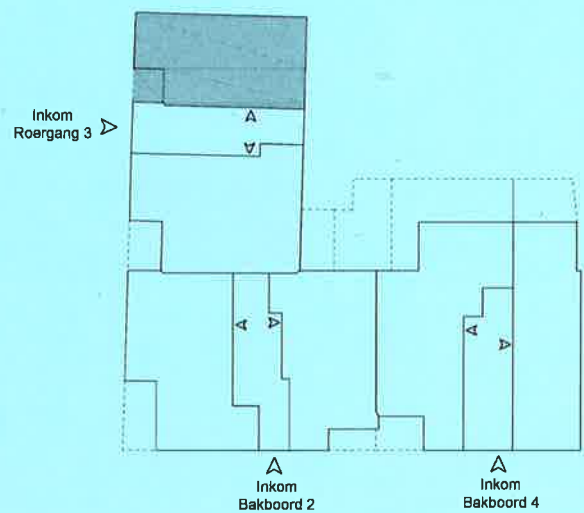
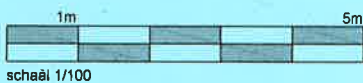


ROERGANG 3.01



R4
3.01
C1(u)

R4
3.02
C1(b)

3 x 1/2
3 x 2/3



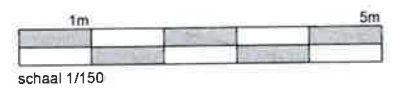
B2 2.01
C2(b)

B2 2.02
C1(e)

B3 4.01
C2(b)

B3 4.02
C1(d)

NIVEAU 0



schaal 1/150

